





ULTRASUN CHANGING CUBICLE

COLOUR OPTIONS I-SERIES



Dream White
Metallic



Xtreme Orange
Metallic

STANDARD EQUIPPED WITH



Mirror
with Light



Clothes
Hook



Lockable
Door



Rainbow
Manager

ADDITIONAL OPTIONS



Inward
Opening
Door



Outward
Opening
Door

COLOUR OPTIONS E-SERIES



Dream White
Metallic



Xtreme Orange
Metallic

STANDARD EQUIPPED WITH



Mirror
with Light



Clothes
Hook



Lockable
Door

ADDITIONAL OPTIONS



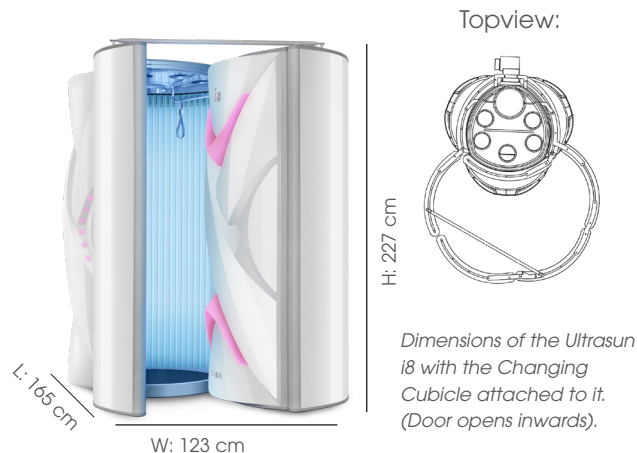
Inward
Opening
Door



Outward
Opening
Door

DIMENSIONS I-SERIES (OPEN)

Ultrason i8 + Changing Cubicle:

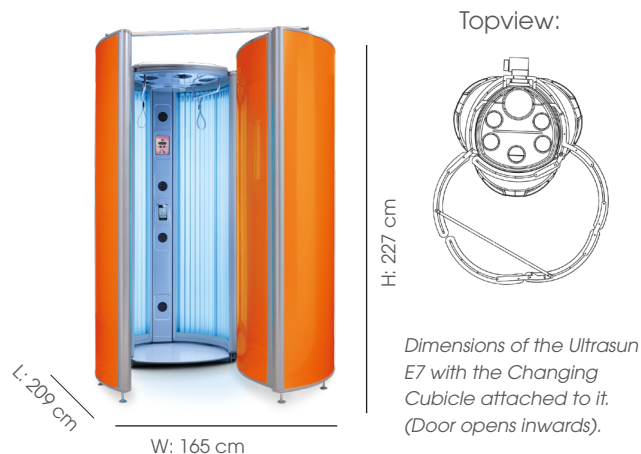


Length = Door open dimension
Width = Door closed dimension
Height = Floor to ceiling.

Dimensions are dependent upon the type of sunbed to which a Changing Cubicle is or will be attached to. These particular dimensions are available on request.

DIMENSIONS E-SERIES (OPEN)

Ultrason E7 + Changing Cubicle:



TECHNICAL DETAILS

Available for Ultrason i9, i8 or
Ultrason E7, E6, E5

ELECTRICAL REQUIREMENTS

N/A
Please check the electrical requirements of the sunbed to which the Changing Cubicle is or will be attached to.

ANY QUERIES? PLEASE CALL
HELIONOVA ON 01603 789 010

Changes in prices, technical specifications and design are reserved | 01-01-2024 | V1